



**Tools:
battery, connector,
connecting wire,multimeter**



connect the connector with the battery



put the multimeter to 20V



try first time with pin 1 and 6 to the + -

shows negative number so it is wrong + -

change the + -
shows positive number

so pin 1 is +
pin 6 is -




pin 1 (+) don't move




Negative pen test other pins




pin 3 and pin 4 similar number
so they are D and C







connect C to pin 3
D to pin 4



tester shows no parameter in display
all zero





put + disconnect



tester show the parameter

Attention:
always put the + disconnect
before you see the parameter
in tester

